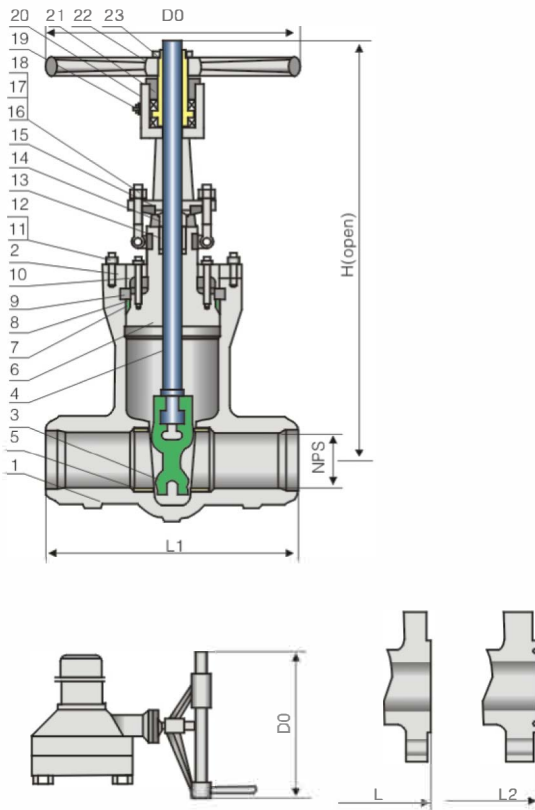


Applicable Standards:

- STEEL GATE VALVES, API 600/API 6D
- STEEL GATE VALVES, ISO 10434/ISO 14313
- STEEL VALVES, ASME B16.34
- FACE TO FACE, ASME B16.10
- END FLANGES ASME B16.5
- BUTTWELDING ENDS, ASME B16.25
- INSPECTION AND TEST, API 598/API 6D

Design descriptions:

- PSB, PRESSURE SEAL BONNET
- FLEXIBLE WEDGE, FULLY GUIDED
- CHOICE OF SOLID OR SPLIT WEDGE
- RENEWABLE SEAT RINGS
- FORGED T-HEAD STEM
- RISING STEM AND NON-RISING HANDWHEEL
- FLANGED OR BUTTWELDING ENDS
- AVAILABLE WITH BG OPERATOR



Materials of parts

No	Part Name	ASTM Materials		
		Carbon Steel	1 ¹ / ₄ Cr-1 ¹ / ₂ Mo	18Cr-9Ni-2Mo
1	Body	A216-WCB	A217-WC6	A351-CF8M
2	Yoke	A216-WCB	A217-WC6	A351-CF8M
3	Wedge	A216-WCB+HF	A217-WC6+HF	A351-CF8M+HF
4	Stem	A182-F6a	CR-MO-V	A182-316
5	Seat Ring	A105+HF	A182-F11+HF	A240-316+HF
6	Bonnet	A105	A182-F11	A240-316
7	Bonnet Gasket	Steel Ring	304SS RING	316SS RING
8	Adapter Ring	Carbon Steel	A276-420	A276-316
9	Retainer	Carbon Steel	A276-420	A276-316
10	Yoke Cap	Carbon Steel	Alby Steel	Stainless Steel
11	Bonnet Stud	A193-B7	A193-B16	A193-B8M
12	Bonnet Stud Nut	A194-2H	A194-7	A194-8M
13	Packing	Graphite		
14	Gland	A276-420	A276-304	A276-316L
15	Gland Flange	A216-WCB	A217-WC6	A351-CF8M
16	Eyebolt Pin	Carbon Steel	A276-420	A276-316
17	Eyebolt	Carbon Steel	A193-B7	A193-B8
18	Eyebolt Nut	Carbon Steel	A194-2H	A194-8
19	Grease Fitting	Brass+Steel		
20	Yokesleeve	Aluminum-Bronze ²⁾		
21	Yokesleeve Jam Nut	Carbon Steel		Stainless Steel
22	Handwheel	Maleable Iron		
23	Handwheel Nut	Carbon steel		

Note: 1) Graphite optional
 2) Ductile Ni-resist optional
 3) Wedge and seat ring may either be solid facing material or a base material equal to or better than the body/bonnet material with facing as shown.

Dimensional datas

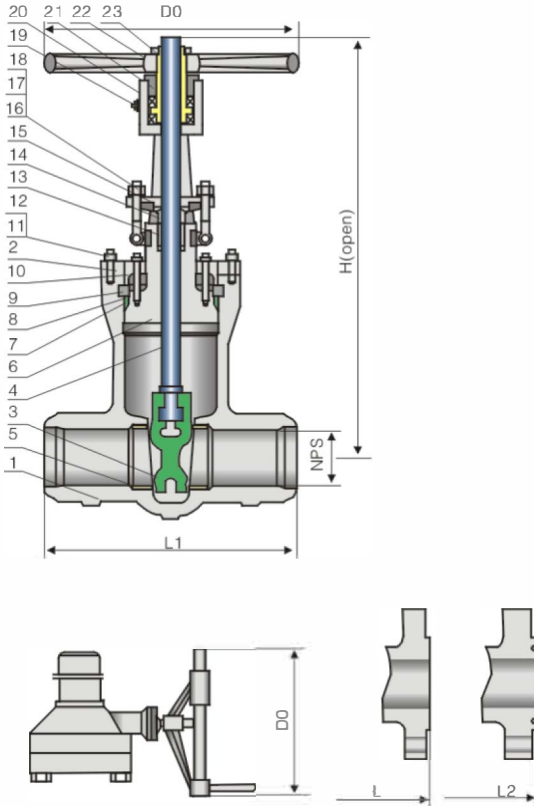
NPS DN	2 50	2 ¹ / ₂ 65	3 80	4 100	6 150	8 200	10 250	12 300	14 350	16 400	in mm
ANSI Class 900Lb											
L1 (BW)	8.50 216	10.00 254	12.00 305	14.00 356	20.00 508	26.00 660	31.00 787	36.00 914	39.00 991	43.00 1092	in mm
L (RF)	14.50 368	165.50 419	15.00 381	18.00 457	24.00 610	29.00 737	33.00 838	38.00 965	40.50 1029	44.50 1130	in mm
L2 (RTJ)	14.62 371	16.62 422	15.12 384	18.12 460	24.12 613	29.12 740	33.12 841	38.12 968	40.88 1038	44.88 1140	in mm
H (open)	17.62 448	17.62 448	19.5 495	22.88 580	32.62 830	67.362 955	45.5 1165	53.12 1350	59 1500	70.5 1790	in mm
D0	14 350	14 350	14 350	14 350	18 450	24 600	28 700	34 850	34 850	34 850	in mm
WT(kg)	39 69	39 69	48 72	69 110	158 253	289 430	482 710	710 1025	998 1452	1390 1960	BW RF/RTJ

Applicable Standards:

- STEEL GATE VALVES, API 600/API 6D
- STEEL GATE VALVES, ISO 10434/ISO 14313
- STEEL VALVES, ASME B16.34
- FACE TO FACE, ASME B16.10
- END FLANGES ASME B16.5
- BUTTWELDING ENDS, ASME B16.25
- INSPECTION AND TEST, API 598/API 6D

Design descriptions:

- PSB, PRESSURE SEAL BONNET
- FLEXIBLE WEDGE, FULLY GUIDED
- CHOICE OF SOLID OR SPLIT WEDGE
- RENEWABLE SEAT RINGS
- FORGED T-HEAD STEM
- RISING STEM AND NON-RISING HANDWHEEL
- FLANGED OR BUTTWELDING ENDS
- AVAILABLE WITH BG OPERATOR



Materials of parts

No	Part Name	ASTM Materials		
		Carbon Steel	1 ¹ / ₄ Cr-1 ¹ / ₂ mo	18Cr-9Ni-2Mo
1	Body	A216-WCB	A217-WC6	A351-CF8M
2	Yoke	A216-WCB	A217-WC6	A351-CF8M
3	Wedge	A216-WCB+HF	A217-WC6+HF	A351-CF8M+HF
4	Stem	A182-F6a	CR-MO-V	A182-316
5	Seat Ring	A105+HF	A182-F11+HF	A240-316+HF
6	Bonnet	A105	A182-F11	A240-316
7	Bonnet Gasket	Steel Ring	304SS RING	316SS RING
8	Adapter Ring	Carbon Steel	A276-420	A276-316
9	Retainer	Carbon Steel	A276-420	A276-316
10	Yoke Cap	Carbon Steel	Alloy Steel	Stainless Steel
11	Bonnet Stud	A193-B7	A193-B16	A193-B8M
12	Bonnet Stud Nut	A194-2H	A194-7	A194-8M
13	Packing	Graphite		
14	Gland	A276-420	A276-304	A276-316L
15	Gland Flange	A216-WCB	A217-WC6	A351-CF8M
16	Eyebolt Pin	Carbon Steel	A276-420	A276-316
17	Eyebolt	Carbon Steel	A193-B7	A193-B8
18	Eyebolt Nut	Carbon Steel	A194-2H	A194-8
19	Grease Fitting	Brass+Steel		
20	Yokesleeve	Aluminum-Bronze ²⁾		
21	Yokesleeve Jam Nut	Carbon Steel		Stainless Steel
22	Handwheel	Malleable Iron		
23	Handwheel Nut	Carbon steel		

Note: 1) Graphite optional
 2) Ductile Ni-resist optional
 3) Wedge and seat ring may either be solid facing material or a base material equal to or better than the body/bonnet material with facing as shown.

Dimensional datas

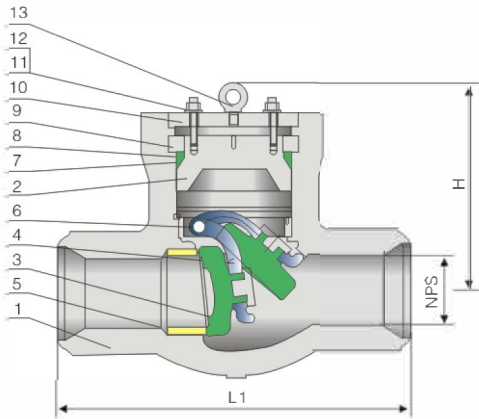
NPS DN	2	2 ¹ / ₂	3	4	6	8	10	12	14	16	2	2 ¹ / ₂	3	4	6	8	10	12	14	16	in mm	
	50	65	80	100	150	200	250	300	350	400	50	65	80	100	150	200	250	300	350	400		
ANSI Class 1500Lb											ANSI Class 2500Lb											
L1 (BW)	8.50	10.00	12.00	16.00	22.00	28.00	34.00	39.00	42.00	47.00	11.00	13.00	14.50	18.00	24.00	30.00	36.00	41.00	-	-	in	
L (RF)	216	254	305	406	559	711	864	991	1067	1194	279	330	368	457	610	762	914	1041	-	-	mm	
L2 (RTJ)	14.50	16.50	18.50	21.50	27.75	32.75	39.00	44.50	49.50	54.050	17.75	20.00	22.75	26.50	36.00	40.25	50.00	56.00	-	-	in	
H (open)	368	419	470	546	705	832	991	1130	1257	1384	451	508	578	673	914	1022	1270	1422	-	-	mm	
D0	15.50	16.62	18.62	21.62	28.00	33.12	39.38	45.12	50.25	55.38	17.88	20.50	23.00	26.88	36.50	40.88	50.88	56.88	-	-	in	
WT(kg)	371	422	473	549	711	841	1000	1146	1276	1407	454	514	584	683	927	1038	1292	1445	-	-	mm	
	17.62	17.62	21.62	25.25	33.5	38.62	46.5	62.25	70.5	78	22.5	22.5	25.62	30	36.62	41.38	44.88	60.25	-	-	in	
	448	448	550	640	850	980	1180	1580	1790	1980	570	570	650	760	930	1050	1140	1530	-	-	mm	
	14	14	14	18	24	28	34	34	34	34	14	14	18	24	28	34	34	34	-	-	in	
	350	350	350	450	600	700	850	850	850	850	350	350	450	600	700	850	850	850	-	-	mm	
	45	45	55	77	175	323	540	795	1115	1556	110	110	150	175	380	575	980	1570	-	-	BW	
	80	80	95	123	283	481	795	1148	1626	2195	165	195	235	316	635	910	1780	2680	-	-	RF/RTJ	

Applicable Standards:

- STEEL CHECK VALVES, API 594/API 6D
- STEEL CHECK VALVES, ISO14313
- STEEL VALVES, ASME B16.34
- FACE TO FACE, ASME B16.10
- END FLANGES, ASME B16.5
- INSPECTION AND TEST, API 598/API 6D

Design descriptions:

- PSB, PRESSURE SEAL BONNET
- FLEXIBLE DISC, FULLY GUIDED
- RENEWABLE SEAT RINGS
- FLANGED OR BUTT WELDING ENDS

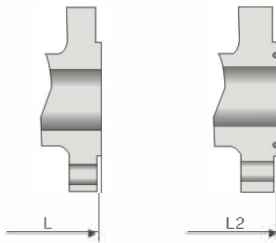


Materials of parts

No	Part Name	ASTM Materials		
		Carbon Steel	1 ¹ / ₄ Cr- ¹ / ₂ Mo	18Cr-9Ni-2Mo
1	Body	A216-WCB	A217-WC6	A351-CF8M
2	Pres. Seal Bonnet	A216-WCB	A217-WC6	A351-CF8M
3	Disc	A105+HF	A182-F11+HF	A351-CF8M+HF
4	Hinge	A216-WCB	A217-WC6	A351-CF8M
5	Seat Ring	A105+HF	A182-F11+HF	A240-316+HF
6	Hinge Pin	A276-420	A276-304	A276-316
7	Bonnet Gasket ¹⁾	Steel Ring	304SS Ring	316SS RING
8	Adapter Ring	Carbon Steel	A276-420	A276-316
9	Retainer	Carbon Steel	A276-420	A276-316
10	Cover	Carbon Steel	Alloy Steel	Stainless Steel
11	Stud	A193-B7	A193-B7	A193-B8M
12	Stud Nut	A194-2H	A194-2H	A194-8M
13	Eyebolt	Carbon Steel		

Note: 1) graphite optional

2) disc and seat ring may either be solid facing material or a base material equal to or better than the body/bonnet material with facing as shown.



Dimensional datas

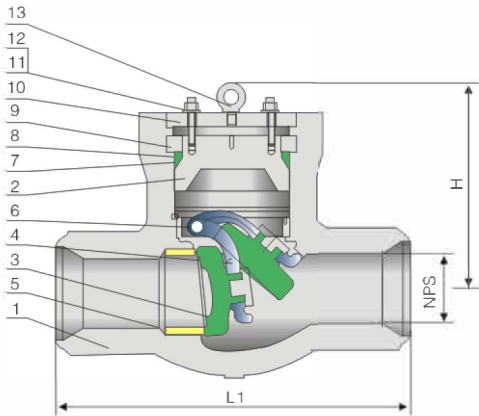
NPS DN	2	2 ¹ / ₂	3	4	6	8	10	12	14	16	in
	50	65	80	100	150	200	250	300	350	400	mm
ANSI Class900Lb											
L1 (BW)	8.50	10.00	12.00	14.00	20.00	26.00	31.00	36.00	39.00	43.00	in
	216	254	305	356	508	660	787	914	991	1092	mm
L (RF)	14.50	16.60	15.00	18.00	24.00	29.00	33.00	38.00	40.5	44.5	in
	368	419	381	457	610	737	838	965	1029	1130	mm
L2 (RTJ)	14.62	16.62	15.12	18.12	24.12	29.12	33.12	38.12	40.88	44.88	in
	371	422	384	460	613	740	841	968	1038	1140	mm
H	9.50	9.50	10.00	13.38	15.75	18.12	21.62	24.00	27.00	29.50	in
	240	240	255	340	400	460	550	610	685	750	mm
wt(kg)	22	34	38	71	176	485	761	1125	1345	1490	BW
	44	55	61	116	255	630	940	1433	1710	1820	RF/RTJ

Applicable Standards:

- STEEL CHECK VALVES, BS EN 13709/API 600
- STEEL VALVES, ASME B16.34
- FACE TO FACE, ASME B16.10
- END FLANGES, ASME B16.5
- BUTTWELDING ENDS, ASME B16.25
- INSPECTION AND TEST, API 598

Design descriptions:

- PSB, PRESSURE SEAL BONNET
- FLEXIBLE DISC, FULLY GUIDED
- RENEWABLE SEAT RINGS
- FLANGED OR BUTTWELDING ENDS

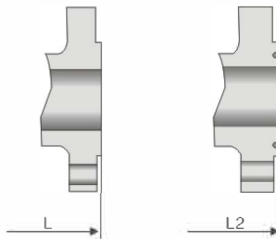


Materials of parts

No	Part Name	ASTM Materials		
		Carbon Steel	1 ¹ / ₄ Cr- ¹ / ₂ Mo	18Cr-9Ni-2Mo
1	Body	A216-WCB	A217-WC6	A351-CF8M
2	Pres. Seal Bonnet	A216-WCB	A217-WC6	A351-CF8M
3	Disc	A105+HF	A182-F11+HF	A351-CF8M+HF
4	Hinge	A216-WCB	A217-WC6	A351-CF8M
5	Seat Ring	A105+HF	A182-F11+HF	A240-316+HF
6	Hinge Pin	A276-420	A276-304	A276-316
7	Bonnet Gasket ¹⁾	Steel Ring	304SS Ring	316SS RING
8	Adapter Ring	Carbon Steel	A276-420	A276-316
9	Retainer	Carbon Steel	A276-420	A276-316
10	Cover	Carbon Steel	Alloy Steel	Stainless Steel
11	Bonnet Stud	A193-B7	A193-B7	A193-B8M
12	Bonnet Stud Nut	A194-2H	A194-2H	A194-8M
13	Eyebolt	Carbon Steel		

Note: 1) graphite optional

2) disc and seat ring may either be solid facing material or a base material equal to or better than the body/bonnet material with facing as shown.



Dimensional datas

NPS DN	2	2 ¹ / ₂	3	4	6	8	10	12	14	2	2 ¹ / ₂	3	4	6	8	10	12	in mm
	50	65	80	100	150	200	250	300	350	50	65	80	100	150	200	250	300	
ANSI Class1500Lb																		
L1 (BW)	8.50	10.00	12.00	16.00	22.00	28.00	34.00	39.00	42.00	11.00	13.00	14.50	18.00	24.00	30.00	36.00	41.00	in
	216	254	305	406	559	711	864	991	1067	279	330	368	457	610	762	914	1041	mm
L (RF)	14.50	16.50	18.50	21.50	27.75	32.75	39	44.5	49.5	17.75	20.00	22.75	26.50	36.00	40.25	50	56	in
	368	419	470	546	705	832	991	1130	1257	451	508	578	673	914	1022	1270	1422	mm
L2 (RTJ)	14.62	16.62	18.62	21.62	28.00	33.12	39.38	45.12	50.25	17.88	20.50	23.00	26.88	36.50	40.88	50.88	56.88	in
	371	422	473	549	711	842	1000	1146	1276	454	514	584	683	927	1038	1292	1445	mm
H	9.50	9.50	11.88	15.38	18.00	20.62	24.00	27.00	30.00	10.25	10.25	13.75	16.12	18.88	22.38	25.25	32.00	in
	240	240	300	390	455	525	610	685	760	260	260	350	410	480	570	640	815	mm
wt(kg)	22	37	45	78	245	530	815	1213	1555	55	78	95	182	300	630	825	1580	BW
	44	61	110	155	378	675	1160	1710	2315	93	130	170	315	618	1125	1760	2910	RF/RTJ

Applicable Standards:

- STEEL GLOBE VALVES, BS EN 13709/API 600
- STEEL VALVES, ASME B16.34
- FACE TO FACE, ASME B16.10
- END FLANGES ASME B16.5
- BUTTWELDING ENDS, ASME B16.25
- INSPECTION AND TEST ,API 598

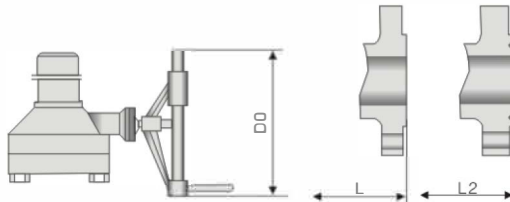
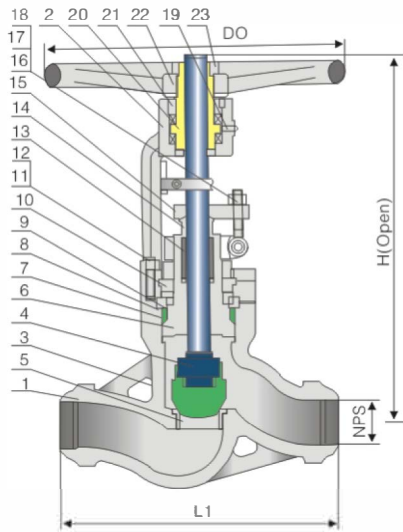
Design descriptions:

- PSB, PRESSURE SEAL BONNET
- OS&Y, OUTSIDE SCREW AND YOKE
- BB, BOLTED BONNET
- RENEWABLE SEAT RINGS
- RISING STEM AND HANDWHEEL
- FLANGED OR BUTTWELDING ENDS
- AVAILABLE WITH BG OPERATOR

Materials of parts

No	Part Name	ASTM Materials		
		Carbon Steel	1 ¹ / ₄ Cr- ¹ / ₂ Mo	18Cr-9Ni-2Mo
1	Body	A216-WCB	A217-WC6	A351-CF8M
2	Yoke	A216-WCB	A217-WC6	A351-CF8M
3	Disc	A216-WCB+HF	A217-WC6+HF	A351-CF8M+HF
4	Stem	A182-F6a	CR-MO-V	A182-316
5	Seat Ring	A105+HF	A182-F11+HF	A240-316+HF
6	Bonnet	A105	A182-F11	A240-316
7	Bonnet Gasket ¹⁾	Steel Ring	304SS Ring	316SS Ring
8	Adapter Ring	Carbon Steel	A276-420	A276-316
9	Retainer	Carbon Steel	A276-420	A276-316
10	Yoke Cap	Carbon Steel	Alloy Steel	Stainless Steel
11	Bonnet Stud	A193-B7	A193-B16	A193-B8M
12	Bonnet Stud Nut	A194-2H	A194-7	A194-8M
13	Packing	Graphite		
14	Gland	A276-420	A276-304	A276-316L
15	Gland Flange	A216-WCB	A217-WC6	A351-CF8M
16	Eyebolt Pin	Carbon Steel	A276-420	A276-316
17	Eyebolt	Carbon Steel	A193-B7	A193-B8
18	Eyebolt Nut	Carbon Steel	A194-2H	A194-8
19	Grease Fitting	Brass+Steel		
20	Yokesleeve	Aluminum-Bronze ²⁾		
21	Yokesleeve Jam Nut	Carbon Steel		Stainless Steel
22	Handwheel	Malleable Iron		
23	Handwheel Nut	Carbon Steel		

Note: 1) Graphite optional
 2) Ductile Ni-resist optional
 3) Wedge and seat ring may either be solid facing material or a base material equal to or better than the body/bonnet material with facing as shown.



Dimensional datas

NPS DN	2 50	2 ¹ / ₂ 65	3 80	4 100	6 150	8 200	10 250	12 300	in mm
ANSI Class 900Lb									
L1 (BW)	8.50 216	10.00 254	12.00 305	14.00 356	20.00 508	26.00 660	31.00 787	36.00 914	in mm
L (RF)	14.50 368	16.50 419	15.00 381	18.00 457	24.00 610	29.00 737	33.00 838	38.00 965	in mm
L2 (RTJ)	14.62 371	16.62 422	15.12 384	18.12 460	24.12 613	29.12 740	33.12 841	38.12 968	in mm
H (open)	22 557	22 557	22 557	27 685	36.38 925	43.38 1100	50.62 1285	57 1450	in mm
D0	16 400	16 400	16 400	16 400	28 700	28 700	36 900	36 900	in mm
WT(kg)	46 75	53 82	68 95	100 135	270 355	450 680	740 1050	1150 1480	BW RF/RTJ

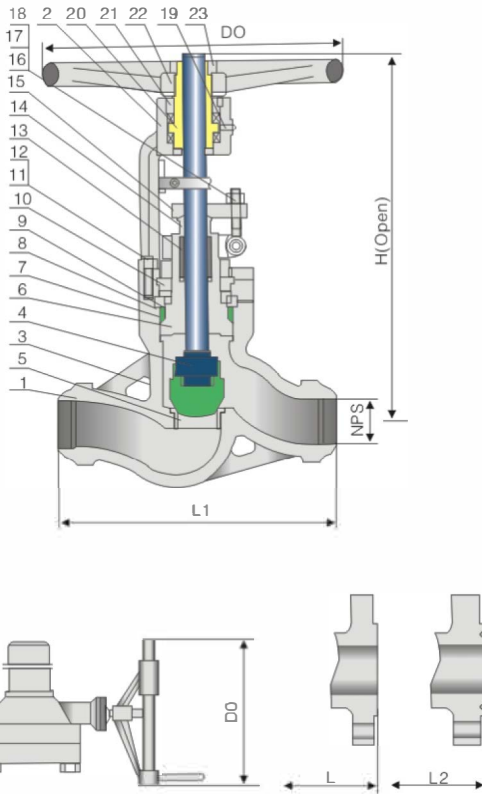
1500Lb/2500Lb

Applicable Standards:

- STEEL GLOBE VALVES, BS EN 13709/API 600
- STEEL VALVES, ASME B16.34
- FACE TO FACE, ASME B16.10
- END FLANGES ASME B16.5
- BUTTWELDING ENDS, ASME B16.25
- INSPECTION AND TEST ,API 598

Design descriptions:

- PSB, PRESSURE SEAL BONNET
- OS&Y, OUTSIDE SCREW AND YOKE
- BB, BOLTED BONNET
- RENEWABLE SEAT RINGS
- RISING STEM AND HANDWHEEL
- FLANGED OR BUTTWELDING ENDS
- AVAILABLE WITH BG OPERATOR



Materials of parts

No	Part Name	ASTM Materials		
		Carbon Steel	1 ¹ / ₄ Cr- ¹ / ₂ Mo	18Cr-9Ni-2Mo
1	Body	A216-WCB	A217-WC6	A351-CF8M
2	Yoke	A216-WCB	A217-WC6	A351-CF8M
3	Disc	A216-WCB+HF	A217-WC6+HF	A351-CF8M+HF
4	Stem	A182-F6a	CR-MO-V	A182-316
5	Seat Ring	A105+HF	A182-F11+HF	A240-316+HF
6	Bonnet	A105	A182-F11	A240-316
7	Bonnet Gasket ¹⁾	Steel Ring	304SS Ring	316SS Ring
8	Adapter Ring	Carbon Steel	A276-420	A276-316
9	Retainer	Carbon Steel	A276-420	A276-316
10	Yoke Cap	Carbon Steel	Alloy Steel	Stainless Steel
11	Bonnet Stud	A193-B7	A193-B16	A193-B8M
12	Bonnet Stud Nut	A194-2H	A194-7	A194-8M
13	Packing	Graphite		
14	Gland	A276-420	A276-304	A276-316L
15	Gland Flange	A216-WCB	A217-WC6	A351-CF8M
16	Eyebolt Pin	Carbon Steel	A276-420	A276-316
17	Eyebolt	Carbon Steel	A193-B7	A193-B8
18	Eyebolt Nut	Carbon Steel	A194-2H	A194-8
19	Grease Fitting	Brass+Steel		
20	Yokesleeve	Aluminum-Bronze ²⁾		
21	Yokesleeve Jam Nut	Carbon Steel	Stainless Steel	
22	Handwheel	Malleable Iron		
23	Handwheel Nut	Carbon Steel		

Note: 1) Graphite optional
 2) Ductile Ni-resist optional
 3) Wedge and seat ring may either be solid facing material or a base material equal to or better than the body/bonnet material with facing as shown.

Dimensional datas

NPS DN	2	2 ¹ / ₂	3	4	6	8	2	2 ¹ / ₂	3	4	6	in mm	
	50	65	80	100	150	200	50	65	80	100	150		
	ANSI Class 1500Lb						ANSI Class 2500Lb						
L1 (BW)	8.50	10.00	12.00	16.00	22.00	28.00	11.00	13.00	14.50	18.00	24.00	in	
	216	254	305	406	559	711	279	330	368	457	610	mm	
L (FF)	14.50	16.50	18.50	21.50	27.75	32.75	17.75	20.00	22.75	26.50	36.00	in	
	368	419	470	546	705	832	451	508	578	673	914	mm	
L2 (RTJ)	14.62	16.62	18.62	21.62	28.00	33.12	17.88	20.50	23.00	26.88	36.50	in	
	371	422	473	549	711	842	454	514	584	683	927	mm	
H (open)	22	22	24.38	30	44.62	54.75	23.38	23.38	28	32.25	49.62	in	
	557	557	620	760	1135	1390	595	595	710	820	1260	mm	
DO	16	18	20	24	28	36	16	20	24	28	36	in	
	400	450	500	600	700	900	400	500	600	700	900	mm	
WT(kg)	57	65	90	190	450	730	65	78	125	155	480	BW	
	86	112	162	240	580	950	115	136	205	275	860	FF/RTJ	